



BLIND DESIGNS™
REFLECT YOUR STYLE

PRODUCT BROCHURE

Your Guide to Decorating with Blinds



ORDER FABRIC SAMPLES


Style your home with confidence, with blind design's free sample service.

Order up to 4 free samples and have it courier delivered to your door to any address in South Africa.

To start your moodboard journey, visit our website www.blinddesigns.co.za Choose the blind type you are interested in and pick from a selection of ranges and colours.

Place your order and sit back while your samples are being prepared. Your box is delivered, in the box there will be your chosen samples and relevant product brochures.

Make your choice and contact a distributor to measure, quote and install the blind.



Blind Designs Blinds are of the highest quality. We back that belief with a comprehensive two-year warranty. Should you encounter any unexpected problems with your Blind Designs product, we'll take care of the repairs and, if necessary, find replacement parts.

2 YEAR
WARRANTY
BLIND DESIGNS

HALF ROUND VALANCE



Face fix with returns



Face fix with returns



Reveal fix

LINEAR VALANCE



Face fix with returns



Face fix with returns



Face fix with returns



Reveal fix



End cap and joiner colours

MOTORISED BLINDS

One of the fundamental choices you have is to come to terms with, is whether you will be using Battery or AC Mains motors. If you are planning a new build you may have the luxury of choosing between the two. If you are renovating you may be limited by your current electrical infrastructure. Below we explore the advantages and disadvantages of the different power sources.



Advantages of Battery Motors

- Quick and easy to implement
- No construction or electrician necessary
- No need to conceal wires

Disadvantages of Battery Motors

- The battery will need charging once a year.
- A battery takes +/-6 hours to recharge.

Advantages of AC Mains Motors

- No charging necessary
- Can drive larger blinds
- Quieter than battery motors

Disadvantages of AC Mains Motors

- Providing power to the blind can be expensive and inconvenient.
- You need to conceal a cable from the blind to the plug.

HAND HELD REMOTE



WALL MOUNTED SWITCH



APP CONTROL



OUTDOOR BLINDS

The Outdoor Blind is the modern alternative for your patio. The hi-tech fabrics manage heat and glare on your patio while maintaining the view.

The Outdoor Blind will allow you maximum use of your external entertainment areas by stopping heat and glare and also providing a degree of weather protection while maintaining your view.



FREE HANG BLINDS - Outdoor Blinds



Lower and raise the blind using a removable crank handle or motorise your blind. The blind is secured at the bottom using a choice of hold down clips, which allow the blind to remain down during windy weather.

Max Width: 5700mm

Max Length: 6000mm

Privacy: Daytime views & privacy | Night time no privacy (One privacy range available)

Light Control: Diffused light

Operation: Crank Handle | 220V motor

Cleaning: Can be dusted and wiped with a damp cloth.

Suitable for: Controlling sun and glare and a degree of weather protection for your patio. Can also be used for large interior applications.

Avoid: Areas where it will not be possible to utilise the hold down system to retain the blind when fully lowered. Avoid if you require full weather protection for the outdoor area.

REFLECT YOUR STYLE



CHANNEL X **BLINDS** *Side Channel Blind* - Outdoor Blinds



Channel X Outdoor Blinds feature side channels to enclose the blind. This makes the blind safer to lift up and down, gives a complete wall to wall finish and provides for better insulation and weather protection. Channel X Blinds are secured at the bottom (or at halfway if you wish) using a central turn knob for maximum convenience.

Max Width:	5100mm
Max Length:	4000mm
Privacy:	Daytime views & privacy Night time no privacy (One privacy range available)
Light Control:	Diffused light

Operation:	Crank Handle 220V motor
Cleaning:	Can be dusted and wiped with a damp cloth.

Suitable for: The side channels allow you to move the blind into any position without securing the blind at the bottom. Channel X is suitable for controlling sun and glare and offering a degree of weather protection for your outdoor area.

Avoid: Irregular openings that aren't perfectly square or openings that have stepped tiles or skirtings' interfering with the opening. Be aware that the fabric will not be contained inside the channel at all times as gusts of wind can blow the fabric out. Also avoid if you require full weather protection for your outdoor area.



WIDESCREEN **BLINDS** *Side Retained Zip Blind* - Outdoor Blinds



WideScreen Zip Outdoor Blinds features a side channel in which the fabric is retained in offering additional wind, rain and insect protection. This makes the blind safer to lift up and down, gives a complete wall to wall finish. It also provides for better insulation and weather protection.

Max Width:	5100mm
Max Length:	3200mm
Privacy:	Daytime views & privacy, Nighttime no privacy (One privacy range available)
Light Control:	Diffused light

Operation:	Crank Handle, 220V motor
Cleaning:	Can be dusted and wiped with a damp cloth.

Suitable for: The side channels allow you to move the blind into any position without securing the blind at the bottom. WideScreen is suitable for controlling sun and glare and offers a degree of weather protection for your outdoor area.

Avoid: Irregular openings or openings that have stepped tiles or skirtings' interfering with the opening.



BLINDS

Blind Designs has the most comprehensive range of blinds in South Africa, and has been distributing stylish designs and quality blinds for over 40 years.



SCREEN ROLLER BLINDS

- Roller Blinds



Screen Roller Blinds are as beautiful as they are practical. The woven fabrics allow a view to the outside while effectively controlling heat and glare. Make your choice from a wide variety of ranges that vary in how they are woven and how open they are, to provide the correct degree of glare and heat control.

- Max Width:** 4000mm (dependant on fabric widths)
- Max Length:** 5000mm (fabric and weight limitations may apply)
- Privacy:** Day: Views & privacy | Night: No privacy
- Light Control:** Diffused light, select from various fabrics and fabric openness' to allow for the correct light control.
- Operation:** Plastic or steel chain mechanism | Crank handle control | 220V Motor | Battery Motor
- Cleaning:** Fabric can be dusted and wiped with a damp cloth.
- Suitable for:** Areas where sun and glare control is required while maintaining views.
- Avoid:** Very narrow long windows. Areas that require night time privacy.

REFLECT YOUR STYLE



BLOCKOUT ROLLER BLINDS

- Roller Blinds



A Blockout Roller Blind is perfect for any area where you require full light or privacy control. Available in a wide range of colours and textures, the roller hardware is also available in a choice of 4 colours. The Blockout Roller Blind features durable practicality with decorative style.

- Max Width:** 4000mm (dependant on fabric widths)
- Max Length:** 5000mm (fabric and weight limitations may apply)
- Privacy:** Full privacy when down.
- Light Control:** Full light blackout
- Operation:** Plastic or steel chain mechanism | Crank handle control | 220V Motor | Battery Motor
- Cleaning:** Dependant on fabric, refer to specific fabric cleaning instructions.
- Suitable for:** Areas where full light blackout or privacy is required The Roller blind is a practical hard working product suitable for decorative and hardworking windows.
- Avoid:** Very narrow long windows. Areas where you require views or natural daylight.

LIGHT FILTER ROLLER BLINDS

- Roller Blinds



A Light Filtering Roller Blind features a fabric that provides privacy while still allowing you to harness your natural light for a room. The Light Filtering Blind is a great way to add texture to a room as the combination of the weave accentuated by the light adds depth to your décor.

- Max Width:** 4000mm (dependant on fabric widths)
- Max Length:** 5000mm (fabric and weight limitations may apply)
- Privacy:** Day and night privacy (you may be able to see shadows at night)
- Light Control:** Diffused light.
- Operation:** Plastic or steel chain mechanism | Crank Handle control | 220V Motor | Battery Motor
- Cleaning:** Dependant on fabric, refer to specific fabric cleaning instructions.
- Suitable for:** Areas where privacy is required but you still want to harness natural light.
- Avoid:** Very narrow long windows. Areas that require full light blackout or views.



WOOD VENETIAN BLINDS

- Venetian Blinds



The Wood Venetian Blind is a premium blind solution that is versatile and perfect for creating a modern, uncluttered look in your home. Whether you choose to tilt the slat and control your light or lift it completely to appreciate your view, the blind is bound to complement your décor.

- Max Width:** 2440mm
- Max Length:** 3400mm (slight loss of privacy on blinds longer than 2600mm)
- Privacy:** Adjustable by tilting the slat. Allows for views and full privacy.
- Light Control:** Adjustable by tilting the slat | Diffused light
- Operation:** Tilt and lift Cord | 220V Motor tilt and lift | Battery Motor tilt with lift cord.
- Cleaning:** Can be dusted and wiped with a damp cloth
- Suitable for:** Windows where a mixture of privacy, sun control and views are required. The timber slat adds a natural warmth to an environment.
- Avoid:** Windows where the blind is lifted more than it is tilted. Blinds have a large stack and can be cumbersome above doors.

RETRO BLINDS

- Venetian Blinds



The Retro Blind is designed to make a statement. A unique blind that combines metallic and wood textures, the product is particularly suited to contemporary interiors. The blinds aluminium louvers allow you the flexibility to tilt and filter strong sunlight providing a tranquil ambiance.

- Max Width:** 3000mm
- Max Length:** 3600mm (slight loss of privacy on blinds longer than 2600mm)
- Privacy:** Adjustable by tilting the slat. Allows for views and full privacy.
- Light Control:** Adjustable by tilting the slat | Diffused light
- Operation:** Tilt and lift Cord | 220V Motor tilt and lift | Battery Motor tilt with lift cord
- Cleaning:** Can be dusted and wiped with a damp cloth
- Suitable for:** Windows where a mixture of privacy, sun control and views are required. The 50mm Aluminium slat is a particularly hard wearing and suitable for large windows. You can combine metallic and wood finishes in one product.
- Avoid:** Windows where the blind is lifted more than it is tilted.



35mm ALUMINIUM BLINDS - Venetian Blinds



The 35mm Aluminium Venetian Blind is an incredibly versatile product. Simple to use controls make them ideal for filtering the light or ensuring privacy, you can also lift the blind to draw in daylight. The wider than normal slat and quality finishing makes for a blind that will last and compliment your home décor.

Max Width:	3000mm
Max Length:	3000mm (slight loss of privacy on blinds longer than 2600mm)
Privacy:	Adjustable by tilting the slat. Allows for views and full privacy.
Light Control:	Adjustable by tilting the slat Diffused light
Operation:	Wand tilt and cord lift
Cleaning:	Can be dusted and wiped with a damp cloth.
Suitable for:	Windows where a mixture of privacy, sun control and views are required. The 35mm Aluminium slat is hard wearing and suits larger windows. One of the most cost effective window coverings.
Avoid:	Suitable for most applications, consider a Retro Blind for very large windows.

VISION BLINDS - Day & Night Blinds



The Vision Blind offers an ideal balance between privacy and light control in a fashionable manner. A Vision Blind features two layers of translucent and opaque horizontal striped fabric. A single control allows the front layer to move independently of the back so that the stripes glide between each other creating an open and closed effect, with limitless light control.

Max Width:	2200mm
Max Length:	2600mm
Privacy:	Easily adjustable in any position between view and privacy settings.
Light Control:	Adjustable Diffused light. Full Blockout option available.
Operation:	Plastic or steel chain mechanism Crank Handle control 220V Motor Battery Motor
Cleaning:	Should be vacuumed and dusted.
Suitable for:	Picture Windows for a striking visual presence and a mix of views and privacy.
Avoid:	Hard working or large windows and doors where the blind will be lifted often. Blind is best when not fully lifted but just changed between view and privacy position.



DOUBLE ROLLER **BLINDS**

- Day & Night Blinds



Two Roller Blinds enclosed in one neat cassette system with a minimal footprint in your window reveal. The blinds, controlled separately, offer a screen fabric to allow daytime views and privacy and a full blackout for full night control and privacy. Get the best of both worlds with one neat solution.

- Max Width:** 2500mm
- Max Length:** 3000mm
- Privacy:** Drop the screen fabric to achieve daytime privacy with views. Drop the blackout for full light control and privacy.
- Light Control:** Adjustable | Diffused light or Full Blockout.
- Operation:** Plastic or steel chain mechanism | Crank Handle control | 220V Motor | Battery Motor
- Cleaning:** Dependant on fabric, refer to specific fabric cleaning instructions.
- Suitable for:** Windows where you require full control of light and privacy and do not wish to have two separate products.
- Avoid:** Suitable for most applications.

ALLUSION **BLINDS**

- Wide Format Blinds



If you're looking to create an instant impact in your home with something a little different then Allusion Blinds would be the perfect choice. Suitable for all window types, Allusion Blinds really come into their own in larger windows and folding doors where their unique flowing fabric vanes allow you to enjoy both light and privacy.

- Max Width:** 5000mm
- Max Length:** 3600mm
- Privacy:** Easily adjustable in any position between view and privacy settings.
- Light Control:** Adjustable | Diffused light
- Operation:** Mono-command Wand | Cord Drawn, Chain Tilt | Battery Tilt
- Cleaning:** Should be vacuumed and dusted.
- Suitable for:** Large windows and doors where you require a mixture of views and privacy.
- Avoid:** Narrow window reveals, rather install the Allusion Blind on the face of the wall if the reveal is narrow and or is obstructed.



SLIDING PANEL BLINDS

- Wide Format Blinds



The Sliding Panel System is an elegant and bold shading solution for larger windows and patio doors and may be used as a room divider. The blind encompasses large panels of fabric which stack neatly behind one another when open, allowing maximum light while radiating maximum style. To control light, simply slide the panels to the required position.

- Max Width:** 5700mm
- Max Length:** 3600mm
- Privacy:** Screens: Day Privacy diffused views | Light Filtering: Moderate to Substantial Blockout: Complete Privacy
- Light Control:** Diffused light to Full Blockout dependant on fabric.
- Operation:** Cord or Wand | 220V Motor | Battery Motor
- Cleaning:** Dependant on fabric, refer to specific fabric cleaning instructions.
- Suitable for:** Wide windows or as a room divider.
- Avoid:** Hard working or commercial environments. Windy areas. Areas where you cannot afford to lose stacking space on the side of the window.

VERTICAL BLINDS

- Wide Format Blinds



Easy to use and versatile, Vertical Blinds can be drawn neatly back to the side to offer unlimited views, or the louvers can be rotated through 180 degrees to allow just the right amount of light into the room and maintain an element of privacy.

- Max Width:** 5000mm
- Max Length:** 4000mm
- Privacy:** Screens: Day Privacy diffused views / Light Filtering: Moderate to Substantial Blockout: Complete Privacy
- Light Control:** Adjustable, Diffused light to Full Blockout dependant on fabric.
- Operation:** Cord drawn, chain tilt / Mono-command Wand
- Cleaning:** Can be dusted and wiped with a damp cloth.
- Suitable for:** Large windows where view and light adjustment is required.
- Avoid:** Very small window reveals or windows with obstructions.



PERFECT FIT CELLULAR **BLINDS**

- Perfect Fit Blinds



For the ultimate in style, choose Louvolite Perfect Fit® a unique fitting system by Blind Designs. The Cellular Perfect Fit® Blinds works perfectly with most UPVC windows, Tilt and Turn and certain aluminium or wood window frames. Or you can use the Perfect Fit Universal adaption to install it on the face of masonry windows, or onto any flat surface.

- Max Width:** 1400mm (a T Post can be used to accommodate 2 blinds next to each other)
- Max Length:** 2400mm (fabric and weight limitations may apply)
- Privacy:** Light Filtering: Moderate to Substantial. Blockout: Complete Privacy.
- Light Control:** Diffused light to Full blackout dependant on fabric
- Operation:** Control by Hand with a handle.
Can be configured to operate; top down or bottom up or top down and bottom up
- Cleaning:** Fabric can be dusted and vacuumed with a brush attachment
- Suitable for:** UPVC windows or Tilt and Turn windows. Internal partition windows. Skylight applications or as a blind to be fitted on a door. Boats, cars, motor homes or caravans.
- Avoid:** Applications where the frame cannot be mounted

PERFECT FIT ROLLER **BLINDS**

- Perfect Fit Blinds



The Perfect Fit Roller Blind fits neatly into a 4-sided frame. The Perfect Fit Roller Blind minimises the gaps on the side of the blind and provides a better Blackout effect when using blackout fabrics. Use the Universal frame to connect the frame to window reveals or on doors or as a skylight. You can connect the Perfect Fit straight onto a suitable window uPVC or aluminium window frame.

- Max Width:** 1400mm
- Max Length:** 2000mm (fabric and weight limitations may apply)
- Privacy:** Screen: Day views no night privacy. Light Filtering: Moderate to Substantial. Blockout: Complete Privacy.
- Light Control:** Diffused light to Full blackout dependant on fabric
- Operation:** Control by Chain. Must be within reach
- Cleaning:** Fabric can be dusted and vacuumed with a brush attachment
- Suitable for:** UPVC windows or Tilt and Turn windows. Internal partition windows. Skylight applications or as a blind to be fitted on a door. Boats, cars, motor homes or caravans.
- Avoid:** Larger windows

PERFECT FIT VISION **BLINDS**

- Perfect Fit Blinds



The Perfect Fit Vision Blind fits neatly into a 4-sided frame. The Perfect Fit Vision Blind minimises the gaps on the side of the blind and provides a better visual effect. Use the Universal frame to connect the frame to window reveals or on doors or as a skylight. You can connect the Perfect Fit straight onto a suitable window uPVC or aluminium window frame. The Vision Fabric allows you to easily adjust between views and privacy. Blockout fabric options are available

- Max Width:** 1400mm
- Max Length:** 2000mm (fabric and weight limitations may apply)
- Privacy:** Adjust between privacy and views. Blockout option available
- Light Control:** Diffused light to Full blockout dependant on fabric
- Operation:** Control by Chain. Must be within reach
- Cleaning:** Fabric can be dusted and vacuumed with a brush attachment
- Suitable for:** UPVC windows or Tilt and Turn windows. Internal partition windows. Skylight applications or as a blind to be fitted on a door. Boats, cars, motor homes or caravans.
- Avoid:** Larger windows

CELLULAR **BLINDS**

- Other Blinds



Our stylish range of cellular blinds create a whole new look for your home and will provide shade and privacy all year round. The incredibly efficient cellular blinds not only look great but also help keep energy costs down. Their unique honeycomb structure creates a thermal barrier between the room and window to provide additional insulation. The Cellular Blind can also be used in skylight and angled window applications.

- Max Width:** 2200mm
- Max Length:** 3000mm (fabric and weight limitations may apply)
- Privacy:** Light Filtering: Moderate to Substantial. Blockout: Complete Privacy.
- Light Control:** Diffused light to Full blockout dependant on fabric
- Operation:** Cord control with cordlock
Can be adapted for skylight use
- Cleaning:** Fabric can be dusted and vacuumed with a brush attachment
- Suitable for:** Areas where extra insulation is required or areas with limited space in the opening to install. Can be used in Skylight windows.
- Avoid:** Suitable for most applications

BAMBOO BLINDS

- Blinds



Bamboo Blinds help bring a touch of nature into the home. Made from bamboo, jute, grass and wood they blend stylishly into both traditional and modern decors while they gently filter light into your room, creating a calm and soothing ambience with diffused views of the outside.

- Max Width:** 2440mm
- Max Length:** 4500mm
- Privacy:** Day: Views & privacy | Night: No privacy (One privacy fabric available)
- Light Control:** Diffused light
- Operation:** Cord Roll Up
- Cleaning:** Fabric can be dusted and can be wiped with a sparingly damp cloth.
- Suitable for:** Most windows, Bamboo is a hard wearing product. Bamboo material adds natural texture.
- Avoid:** Windows or doors where you cannot afford to lose space on top for the blind to roll up.

ROMAN PANEL BLINDS

- Blinds



The Roman Panel blind mixes the sharp lines of contemporary décor with the luxurious presence of textiles. The blind radiates a bold personality when down with its distinct horizontal divisions and raises to a distinct presence when lifted occupying a portion above or in your window. Available in a complimentary range of blackout and light filtering fabrics.

- Max Width:** 2400mm
- Max Length:** 3000mm
- Privacy:** Screens: Day Privacy diffused views | Light Filtering: Moderate to Substantial Blockout: Complete Privacy
- Light Control:** Diffused light to Full Blockout dependant on fabric.
- Operation:** Chain and Motorised
- Cleaning:** Dependant on fabric, refer to specific fabric cleaning instructions.
- Suitable for:** Windows where the bold lines of the Roman bars will be a feature. A Roman Panel will form a distinct folded presence when pulled up.
- Avoid:** Very short windows, hard working commercial applications. Windows or doors where you cannot afford to lose space on top for the blind to fold up.





SHUTTERS

Shutters create a neat structure to the window, acting as a firm barrier against unwanted elements for internal and external applications. What's more, they will provide excellent light filtering throughout the summer and help insulate your home during winter. They can help reduce noise levels for homes nestled within busy or built up areas and provide extra privacy, ensuring a peaceful environment all year round. Whatever your style, traditional, contemporary, modern or country, transform your home today with our classical selection of made to measure shutters to suit any room and interior.



URBAN FULL LENGTH SHUTTER - Shutters



The Urban Hinged Shutter is available in 1, 2, 3, 4 and 6 panel configurations and will be the focal point of your room. The polysilk vinyl is durable and easy to clean and is beautifully finished to simulate the elegance of traditional timber plantation shutter. The Urban Shutter also provides great practicality with good control over light and privacy. Suitable for Hinged, Double Hinged or Bay Window Shutters

- Max Width:** Single Hinged: 800mm on 63mm blade | 900mm on 89mm (per panel)
Double Hinged: 700mm on 63mm blade | 700mm on 89mm (per panel)
- Max Length:** 3000mm
- Privacy:** Adjustable by tilting the slat. Allows for views and full privacy.
- Light Control:** Slats (connected by a tilt rod) can be adjusted by hand. The Entire Shutter can be opened for access or cleaning
- Operation:** Slats (connected by a tilt rod) can be adjusted by hand. The Entire Shutter can be opened for access or cleaning
- Cleaning:** Can be dusted and cleaned with a wet cloth
- Suitable for:** Windows where a mixture of privacy, sun control and views are required. Suitable for moist areas. The contempo Z frame option is great for covering uneven windows
- Avoid:** Very narrow windows. Areas that do not have space or have obstructions to hinge open

REFLECT YOUR STYLE

URBAN
SHUTTERS

URBAN CAFÉ STYLE SHUTTER

- Shutters



Urban Café Style Shutters features a hinged shutter that covers the lower section of the window. The style provides a very specific look and is specified to allow for the light to come in through top of the window while still providing a degree of privacy. Suitable for Hinged, Double Hinged or Bay Window Shutters.

Max Width: Single Hinged: 800mm on 63mm blade | 900mm on 89mm (per panel)
Double Hinged: 700mm on 63mm blade | 700mm on 89mm (per panel)

Max Length: 3000mm

Privacy: Adjustable by tilting the slat. Allows for views and full privacy.

Light Control: The top portion of the window is uncovered. Lower Shutter is adjustable by tilting the slat / Diffused light.

Operation: Slats (connected by a tilt rod) can be adjusted by hand. The Entire Shutter can be opened for access or cleaning

Cleaning: Can be dusted and cleaned with a wet cloth

Suitable for: Windows where you would like to maintain light on the higher part of the window. Suitable for moist areas. The Z frame option is great for covering uneven windows

Avoid: Areas that require light control Very narrow windows. Areas that do not have space or have obstructions to hinge open

URBAN TIER ON TIER SHUTTER

- Shutters



The Urban Tier on Tier Shutter uses custom polysilk vinyl. Tier on Tier Shutters consist of two separate panels that move independently. An ideal solution to easily access upper windows while maintaining privacy in the lower section. Suitable for Hinged Shutters with a maximum of two panels. Not available for Double Hinged or configurations that require T posts.

Max Width: 800mm on 63mm blade | 900mm on 89mm (per panel)

Max Length: 3000mm

Privacy: Adjustable by tilting the slat. Adjustable between panels. Allows for views and full privacy.

Light Control: Adjustable by tilting the slat. Adjustable between panels / Diffused light.

Operation: Slats (connected by a tilt rod) can be adjusted by hand. The Entire Shutter can be opened for access or cleaning

Cleaning: Can be dusted and cleaned with a wet cloth

Suitable for: Windows that require multi-faceted combinations of light control and privacy

Avoid: Very narrow windows. Areas that do not have space or have obstructions to hinge open

ALTRA HINGED SHUTTER

- Shutters



Altra Hinged Shutters available in one and two panel configurations will be the focal point of your room. The Aluminium material is durable and easy to clean and is beautifully finished to simulate the elegance of traditional timber shutter. The Altra Shutter also provides great practicality with good control over light and privacy.

Max Width: 1100mm (per panel)

Max Length: 2850mm

Privacy: Adjustable by tilting the slat. Allows for views and full privacy

Light Control: Adjustable by tilting the slat | Diffused light.

Operation: Slats (connected by a secret tilt rod) can be adjusted by hand. The entire Shutter can be opened for access or cleaning

Cleaning: Can be dusted and cleaned with a wet cloth

Suitable for: Windows where a mixture of privacy, sun control and views are required. The 89mm Blade in the frame gives a distinct presence that cannot be replicated with any other product. The Z frame option is great for covering uneven windows

Avoid: Very narrow windows. Areas that do not have space or have obstructions to hinge open

ALTRA DOUBLE HINGED SHUTTER

- Shutters



Altra Double Hinged Shutters features a hinged shutter in the traditional hold away style of a shutter. Altra Double Hinged Shutters will have either 2 Panels (both folding to the left or right) or 4 Panels, 2 folding left and 2 folding right, or six panel configurations. The advantage of the Double Hinged Shutter is a distinct traditional look, the Double Hinged Shutter also makes better use of the interior space when opening and is easier to accommodate obstructions in the room.

Max Width: 550mm (per panel)

Max Length: 2850mm

Privacy: Adjustable by tilting the slat | Allows for views and full privacy

Light Control: Adjustable by tilting the slat | Diffused light

Operation: Slats (connected by a secret tilt rod) can be adjusted by hand. The Entire Shutter can be opened for access or cleaning

Cleaning: Can be dusted and cleaned with a wet cloth

Suitable for: Windows where a mixture of privacy, sun control and views are required. Suitable for areas that cannot accommodate a large hinged shutter when opened

Avoid: Very narrow windows. Areas that do not have space or have obstructions to hinge open

REFLECT YOUR STYLE

ALTRA
SHUTTER

ALTRA FOLD SHUTTER

- Shutters



Altra Fold Shutters consist of panels that are connected to each other and fold to the side. The Shutters fold away on a top and bottom track. Panels can be configured to stack to the left or right or be split. The Altra Fold is suitable for wider windows or openings, the Altra Fold can also be used externally or on a patio. The Altra Fold Shutter is a fantastic product to provide privacy, light control and a distinct fashionable look for wide openings and windows.

Max Width:	750mm (per panel) 5950mm
Max Length:	2850mm
Privacy:	Adjustable by tilting the slat. Allows for views and full privacy.
Light Control:	Adjustable by tilting the slat / Diffused light.
Operation:	Slats (connected by a secret tilt rod) can be adjusted by hand. The Shutter can be folded to the side to open completely.
Cleaning:	Can be dusted and cleaned with a wet cloth.
Suitable for:	Windows or openings where a mixture of privacy, sun control and views are required. Can be used externally or on a patio.
Avoid:	Very narrow windows. Areas that do not have space or have obstructions to allow to stack.

ALTRA SLIDE SHUTTER

- Shutters



The Altra Slide Shutter is available with heavy duty bottom rollers and a guide at the top of the track. A Slide Shutter operates from left to right and is often used as a problem solver or a solution for an awkward area. Slide Shutters can also be used in conjunction with Fixed Panel and Hinged Shutters.

Max Width:	1100mm (per panel)
Max Length:	2850mm
Privacy:	Adjustable by tilting the slat. Allows for views and full privacy.
Light Control:	Adjustable by tilting the slat / Diffused light.
Operation:	Slats (connected by a secret tilt rod) can be adjusted by hand. The Entire Shutter can be opened for access or cleaning
Cleaning:	Can be dusted and cleaned with a wet cloth
Suitable for:	Can be dusted and cleaned with a wet cloth Windows where a mixture of privacy, sun control and views are required. The 89mm Blade in the frame gives a distinct presence that cannot be replicated with any other product.
Avoid:	Very narrow windows. Areas that do not have space or have obstructions to hinge open

CURTAINS

Whether you're looking to create a style statement or simply want to make a house feel more like a home, choosing the right curtains will make all the difference. Curtains are particularly well suited to wider windows and doors and compliment a roller blind in the same window well. From graceful sheer curtains that allow fresh air circulation to intelligently-designed dim outs that regulate light and temperature, our high quality heavy duty tracks make your curtain a delight to operate.



RIPPLE SHADE SHEER - Curtains



Ripple Shade Blinds (also known as a wave or ripple curtain) is a contemporary window treatment that brings a delicate soft flow to your window covering. A selection of Sheer fabrics allow you soft diffused views to the outside while providing day-time privacy. Ripple Shade offers both the luxury of a curtain with the simplistic structure and function of a blind. Available with a choice of heavy-duty top curtain tracks that offer durable smooth operation.

Max Width: 5700mm

Max Length: 3600mm

Privacy: Day Privacy diffused views. No night privacy

Light Control: Adjustable | Diffused light

Operation: Hand Drawn track | Cord Drawn track | 220V motor | Battery Motor

Cleaning: Dependant on fabric, refer to specific fabric cleaning instructions.

Suitable for: Suitable for long windows and doors. Durable and non fussy, it is a hard working and flexible window treatment. Combines well with a roller blind. A fantastic alternative to a traditional curtain.

Avoid: Very narrow or short windows. Windows where you cannot afford to lose space for it to stack on the side.

REFLECT YOUR STYLE



RIPPLE SHADE LIGHT FILTERING

- Curtains



Ripple Shade Blinds (also known as a wave or ripple curtain) is a contemporary window treatment that brings a delicate soft flow to your window covering. A selection of Light Filtering fabrics allow for diffused light to enter the room while allowing for day and night privacy. Ripple Shade offers both the luxury of a curtain with the simplistic structure and function of a blind. Available with a choice of heavy-duty top curtain tracks that offer durable smooth operation.

- Max Width:** 5700mm
- Max Length:** 3600mm
- Privacy:** Night and day privacy
- Light Control:** Adjustable | Diffused light

Operation: Hand Drawn track | Cord Drawn track | 220V motor | Battery Motor

Cleaning: Dependant on fabric, refer to specific fabric cleaning instructions.

Suitable for: Suitable for long windows and doors. Durable and non fussy, it is a hard working and flexible window treatment. Combines well with a roller blind. A fantastic alternative to a traditional curtain.

Avoid: Very narrow or short windows. Windows where you cannot afford to lose space for it to stack on the side.

RIPPLE SHADE DIM OUT

- Curtains



Ripple Shade Blinds (also known as a wave or ripple curtain) is a contemporary window treatment that brings a delicate soft flow to your window covering. A selection of Dim Out fabrics allow for little or no light to enter the room while allowing for day and night privacy. Ripple Shade offers both the luxury of a curtain with the simplistic structure and function of a blind. Available with a choice of heavy-duty top curtain tracks that offer durable smooth operation.

- Max Width:** 5700mm
- Max Length:** 3600mm
- Privacy:** Full privacy
- Light Control:** Adjustable | Dim Out

Operation: Hand Drawn track | Cord Drawn track | 220V motor | Battery Motor

Cleaning: Dependant on fabric, refer to specific fabric cleaning instructions.

Suitable for: Suitable for long windows and doors. Durable and non fussy, it is a hard working and flexible window treatment. Combines well with a roller blind. A fantastic alternative to a traditional curtain.

Avoid: Very narrow or short windows. Windows where you cannot afford to lose space for it to stack on the side.



PRODUCT FAMILY SHOWCASE

Scan the QR code below to visit the web page for the following Blind Designs' Product Families.



Element Blinds are a simple range of easy to use stylish window coverings.



The Style collection is a sophisticated range of modern and innovative products.



The Designer Fabric Collection is a vibrant collection of texture, patterns and colours.



The Outdoor Blind is the modern alternative for enclosing your patio.



SheerWeave interior sun control fabrics provide the perfect balance of light, comfort and beauty.



Natural light can be mastered by using Somfy motors with blinds & curtains.



The Style collection is a sophisticated range of modern and innovative products.



Blind Designs has a selection of window coverings designed to enhance the work or hospitality environment.



Louvolite is recognized as a global leader in the development and manufacture of blind systems and fabrics.



A showcase of Blind Designs Blinds featured in SA Home Owner Magazine.



Glide and Ripple Curtain Tracks are heavy duty, suitable for wide curtains and heavier weight curtain fabric.




The Roller Blind in a Box is a simple and easy install Blind that is ready-made and ready to ship.



REFLECT YOUR STYLE

MOOD BOARD

Scan the QR code below to visit the web page for the following Blind Designs' Mood Boards to enjoy a visual journey to you reflect your style!




BLINDS BY ROOM

Looking to decorate a room, scan the QR code below to see a representation of a number of blind solutions for that particular room.



Open Plan Living Room Blinds



Living Room Blinds



Dining Room Blinds




Patio Blinds



Kitchen Blinds



Bathroom Blinds



Bedroom Blinds



Child's Bedroom Blinds



Study & Home Office Blinds

REFLECT YOUR **STYLE**

***Style:** a distinctive appearance, typically determined by the principles according to which something is designed.*



www.blinddesigns.co.za